


Sing a Song



Songs by Lisa Baydush © 2009
www.LisaBaydush.com

Sing A Song

capo 1

Chorus A:

C'mon, [C]let's all [F]sing a [C]song together,
C'[F]mon, let's sing a [C]song!
Raise your [F]voices [Dm7]and your [C]spirits high,
C'[F]mon, let's [Dm7]sing a [C]song!

Chorus B:

[C]C'mon, c'mon, let's [F]sing a [C]song together,
C'[F]mon, let's sing a [C]song!
Don't be [F]shy, c'[Dm7]mon, just [C]sing out strong,
C'[F]mon, let's [Dm7]sing a [C]song!

Sing it [F]high, sing it [C]low,
Sing it [F]fast, sing it [C]slow,
[G]Sing a [F]song of [Dm7]love to [C]God a[F]bove,
C'[Dm7]mon, let's sing a [C]song! (chorus A)

Rock the [F]roof, shake the [C]wa-alls,
Fill the [F]halls with [C]song!
[G]Jump [F]up and [Dm7]dance and [C]sing a [F]song,
C'[Dm7]mon, let's sing a [C]song! (chorus B)

Tap your [F]toes, clap your [C]hands,
Sing a[F]long with [C]me ;
[G]C'-[F]mon, let's [Dm7]sing a [C]song we [F]love,
C'[Dm7]mon, let's sing a [C]song!
(both choruses)

Sing a [F]song! Sing a [C]so-ong!
Sing a [F]song! Sing a [C]so-o-ong!



SING A SONG

A Shir Synergy song!

With Energy (♩ = 120)

A Chorus



1. C'-mon let's all sing a
mon let's sing a




song to - ge - ther c' - mon let's sing a song Raise your voi - ces and your
song to - ge - ther c' - mon let's sing a song Don't be shy c' - mon just



spi - rits high c' - mon let's sing a song 2. C'-mon, c' -
sing out strong c' - mon let's sing a song song. Sing it high,
Rock the roof,
Tap your toes

B Verses

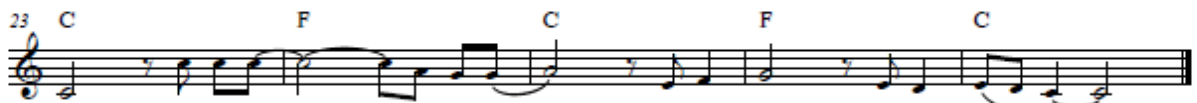


— sing it low, sing it fast, sing it slow. Sing a song of love to
shake the walls, fill the halls, with song. Jump up and dance and
clap your hands, sing a - long with me. C' - mon let's sing a



God a - bove c' - mon let's sing a song C' - mon
sing a song, c' - mon let's sing a song C' - mon, c' -
song we love, c' - mon let's sing a song C' - mon

⊕ Coda



song. Sing a song, sing a song, sing a song, sing a song



Sing a Silly Song

[C]Sing, sing a [F]song,
Sing a [C]song, sing a [F]silly song,
[C]Sing, sing a [F]song with [G]me! [G7]
[C]Sing, sing a [F]song,
Sing a [C]song, sing a [F]silly song,
[C]Sing, sing a [G]song with [C]me!

Let's sing it with la's,
and then like cows, sheep, roosters
and babies, and then with laughter!

SING A SILLY SONG

A Shir Synergy Song!

♩ = 130
Capo 2

[A]

Sing, sing a song, sing a song, sing a sil - ly song.

5 C F G C F C
Sing, sing a song with me! Sing, sing a song, sing a song, -

8 F C G C
- sing a sil - ly song. Sing, sing a song with me! -

Painting a Beautiful World

Chorus:

[G]I'm gonna paint a beautiful world,
Do you [D7]wanna paint with [D7sus]me?
[D]I'm gonna paint a beautiful world,
C' [D7]mon and paint it with [G]me!

[G]Blue paint, Blue paint,
Gonna [D7]paint a blue, blue [D7sus2]sky,
[D]Blue paint, Blue paint,
Gonna [D7]paint a blue, blue [G]sky.
White paint, white paint,
Gonna paint white fluffy clouds (2x) Ohhh... (chorus)

Yellow paint, yellow paint,
Gonna paint a shining sun...
Green paint, green paint,
Gonna paint the green, green grass... Ohhh... (chorus)

Orange paint, orange paint,
Gonna paint lots of pretty flowers...
Red paint, red paint,
Gonna paint a red balloon... Ohhh...

Ending Chorus:

We just painted a beautiful world for everybody to see!
We just painted a beautiful world, Thanks for painting with me!



Painting A Beautiful World

A Shir Synergy Song!

♩ = 120

A Chorus

G

I'm gon-na paint a beau - ti - ful world, do you
 (Last Chorus) We just painted a beau - ti - ful world,

5 D7 D7sus2 D
 wan - na paint with me?
 thanks for paint - ing with me! I'm gon - na paint a beau -
 We just painted a beau -

8 D7 G
 - ti - ful world, c' - mon and paint it with me!
 - ti - ful world, thanks for paint - ing with me!

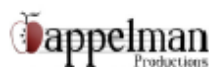
B Verses

11 G D7 D7sus2
 1. Blue paint, blue paint, gon - na paint a blue, blue sky.
 2. Yellow paint, yellow paint, gon - na paint a shin - ing sun.
 3. Orange paint, orange paint, gon - na paint lotsa pret - ty flowers.

15 D D7 G
 Blue paint, blue paint, gon - na paint a blue, blue sky.
 Yellow paint, yellow paint, gon - na paint a shin - ing sun.
 Orange paint, orange paint, gon - na paint lotsa pret - ty flowers.

19 D7 D7sus2
 White paint, white paint, gon - na paint white fluf - fy clouds.
 Green paint, green paint, gon - na paint the green, green grass.
 Red paint, red paint, gon - na paint a red bal - loon.

23 D D7 G Repeat Chorus
 White paint, white paint, gon - na paint white fluf - fy clouds. Ohhh...
 Green paint, green paint, gon - na paint the green, green grass. Ohhh...
 Red paint, red paint, gon - na paint a red bal - loon. Ohhh...



Music and lyrics by Lisa Baydush © 2008. All rights reserved.
 www.ShirSynergy.com • Lisa@ShirSynergy.com
 Notated by David Appelman (www.appelmanproductions.com).



We Say Shalom

capo 2

[C]When I say, "Hello," [F]you say, "Shalom!"

[G]When I say, "Hello," [C]you say, "Shalom!"

When I say, "Hello," [F]you say, "Shalom!"

[G>Hello, in Hebrew, is Sha[C]lom.

When I say, "Goodbye," you say, "Shalom!"...

When I say, "Peace," you say, "Shalom!"...

[C]When I say, "**Hello**," [F]you say, "Shalom!"

[G]When I say, "**Goodbye**," [C]you say, "Shalom!"

When I say, "**Peace**," [F]you say, "Shalom!"

When we want to say, [G]"Hello, Goodbye and Peace,"

we say, "Sha[C]lom!" [G]Sha[C]lom!

WE SAY SHALOM

A Shir Synergy Song!

♩ = 120
Capo 2

A

C F G

When I say, "Hel - lo," you say, "Sha - lom!" When I say, "Hel - lo,"

4 C F

you say, "Sha - lom!" When I say, "Hel - lo," you say, "Sha - lom!" Hel -

7 G C **B** C

lo, in Heb - rew, is Sha - lom. When I say, "Good - bye,"

10 F G C

you say, "Sha - lom!" When I say, "Good - bye," you say, "Sha - lom!" When

13 F G

I say, "Good - bye," you say, "Sha - lom!" Good - bye, in Heb - rew, is Sha -

16 C C F G

lom. When I say, "Peace," you say, "Sha - lom!" When I say, "Peace,"

Light Eight Candles

Chorus:

1-2-3-4-5-6-7-8 candles!

1-2-3-4 5-6-7-8 (clap) candles!

On the **first** night of Chanukah,
take the shamas and light **one** candle!
Then we'll give **thanks** to God
for bringing us to this day! (chorus)

2nd night... Then we'll give praise to God
for the **miracle** of this holiday! (chorus)

3rd night... Then spin the **dreidel** round:
Nes, Gadol, Haya-a, Sham! (chorus)

4th night... Tell the **story** of the Maccabees,
how Judah fought against tyranny! (chorus)

5th night... Celebrate with family
this glorious piece of our **history!** (chorus)

6th night... Then watch the fire glow
like the **oil lamp** so long ago! (chorus)

7th night... Think of ways that you could be
a **modern-day Maccabee!** (chorus)

8th night... Open presents and make a plan
to give **tzedakah** and lend a hand! (chorus)

Light Eight Candles

Lisa Baydush
© 2005

A cappella with pizzazz & jazz

Piano

Chorus

One two three four — five six se - ven eight can - dles

Verse

One two three four — five six se-ven eight can-dles! On the first night of
Cha-nu-kah Take the sha-mas and light one can-dle Then we'll give thanks to God for
bring - ing us to this day!

Havdalah is When We Say Goodbye to Shabbat

[C]Havdalah is when we say good[G]bye to Shabbat,
 [G]Havdalah is when we say good[C]bye to Shabbat.

Chorus:

Shalom Sha[F]bbat, Sha[C]lo-o-om Sha[G]bbat,
 Sha[C]lom Sha[F]bbat, Sha[G]lo-o-om Sha[C]bbat.

Havdalah is when we see the braided candle glow (2x)... (chorus)

Havdalah is when we smell the spices, oh so sweet (2x)... (chorus)

Havdalah is when we see three stars in the sky (2x)... (chorus)

HAVDALAH IS WHEN WE SAY
GOODBYE TO SHABBAT

A Shir Synergy Song!

A Verses

♩ = 110

1. Hav - da - lah is when we say good - bye to Shab - bat, Hav -
 da - lah is when we see the braided can - dle glow, Hav -
 da - lah is when we smell the spices oh so sweet, Hav -

B Chorus

da - lah is when we say good - bye to Shab - bat. Sha - lom Shab - bat, Sha -
 da - lah is when we see the braided can - dle glow.
 da - lah is when we smell the spices oh so sweet!

5

lo - om Shab - bat, Sha - lom Shab - bat, Sha - lo - om Shab - bat. Last X: Repeat Verse 1
 2 & 3. Hav -

Purim, Purim

Chorus:

Purim (snap), Purim (stamp 2x),
Purim (slap legs 4x), Purim (clap 2x)! (repeat)


In (snap), this tale (stamp 2x), this crazy mixed up tale,
there was a **nice Jewish girl named Esther**
who became Persia's queen! (twirl and curtsy) (chorus)

...a **foolish king, Ahashverosh,** (make circles with finger beside ears)
...a **banished wife named Vashti,** (hand to forehead dramatically)
...a **wicked advisor, Haman,** (hands on thighs, bend forward and grimace menacingly)
...a **proud Jewish guy named Mordechai,** (hands on hips, standing tall)
...**plots and intrigues all around** (fingers in front of eyes like a mask)
...**we learn that speaking up for what is right is a very good thing to do!** (hands to mouth, nod head)

PURIM, PURIM


Playfully (♩ = 126)
Sung a capella with motions *A Shir Synergy Song!*

A Chorus




Pu - rim, Pu - rim, Pu - rim, Pu - rim, Pu - rim, Pu - rim, Pu - rim, Pu - rim. *Fine*

B Verse 1



In this tale, this cra - zy mixed up tale there was a



nice Jew - ish girl named Es - ther who be - came Per - sia's queen! Pu - *Repeat Chorus*

Mah Nishtana

capo 2

Chorus:

[A7]Mah [E7]nish[A7]ta[D]na ha[A7]lilah ha[D]zeh!
[G]Mah nishta[D]na ha[A7]lilah ha[D]zeh!
[G]Why is this [D]night [G]different from [D]other nights?
[G]Mah nishta[D]na ha[A7]lilah ha[D]zeh! [Fm-A7]

[A7]On other [D]nights, we [A7]eat [G]all kinds of [A7]bread,
On other [D]nights, we [A7]eat cha[G]metz u'mat[A7]zah!
On other [D]nights, we [A7]eat what[G]ever we [A7]like,
But it's [G]mat-zah to[A7]night, it's [G]mat-zah to[D]night! (chorus)

[A7]On other [D]nights, we [A7]eat [G]all kinds of [A7]greens,
On other [D]nights, we [A7]eat [G]she'ar yira[A7]kot!
On other [D]nights, we [A7]eat what[G]ever we [A7]like,
But it's ma[G]ror-or to[A7]night, it's ma[G]ror-or to[D]night! (chorus)

[A7]On other [D]nights, we [A7]eat
and [G]never dip [A7]once,
On other [D]nights, not [A7]even [G]pa-am ech[A7]at!
On other [D]nights, we [A7]eat, no [G]dipping at [A7]all,
But we [G]dip twice to[A7]night, we [G]dip twice to[D]night! (chorus)

[A7]On other [D]nights, we [A7]sit [G]any which [A7]way,
On other [D]nights, [A7]bein-yosh-veen, u'-[G]vein mis-u-[A7]bean!
On other [D]nights, we [A7]sit how[G]ever we [A7]like,
But we re[G]cli-ine to[A7]night, we re[G]cli-ine to[D]night! (chorus)

Mah Nishtana

Cheerfully (♩ = 132)

A Shir Synergy Song!

A Chorus

C#7 F#7 B7 E B7 E A E

Mah nish - ta - na ha - li - la ha - zeh?! Ma nish - ta - na ha -

4 B7 E A E A E

li - la ha - zeh?! Why is this night diff - rent from o - ther nights?

9 A E B7 E Gm B7 *Additional Verses on next page...*

Mah nish - ta - na ha - li - lah ha - zeh?! On o - ther

B Verse 1

14 E B7 A B7 E B7

nights, we eat all kinds of bread, on o - ther nights, we eat cha -

17 A B7 E B7 A B7

metz u' - mat - zah! On o - ther nights, we eat what - ev - er we like, but it's

20 A B7 A E C#7 F#7 B7 *Repeat Chorus*

mat - zah to - night, it's mat - zah to - night! Mah nish - ta -



Sing, Dance, Jump and Shout

capo 2

Chorus:

[C]Sing, dance, [F]jump and shout,

[G]Play your tambou[C]rine;

[C]Sing, dance, [F]jump and shout,

[G]Be glad we're [C]free! (repeat)

[F]Miriam [C]led the way [G]joyous[C]ly,

[F]Follow [C]Miriam, [G]be glad we're [C]free! (chorus)

[F]Mi Cha[C]mocha ba-ey[G]lim Ado[C]nai

[F]Sing a [C]song of praise, [G]ev'ry girl and [C]boy! (chorus)

SING, DANCE, JUMP & SHOUT

A Shir Synergy Song!

♩ = 130
Capo 2

A Chorus

C C F G

Sing, dance, jump and shout, play your tam - bou -

3 C F G C

rine; Sing, dance jump and shout, Be glad we're free!

B Verse 1

8 F C G C

Mir - i - am led the way joy - ous - ly.

12 F C G C Repeat Chorus (1x)

Fol - low Mir - i - am be glad we're free!

C Verse 2

16 F C G C

Mi Cha - mo - cha ba - ey - lim A - do - nai.

20 F C G C Repeat Chorus (2x)

Sing a song of praise ev' - ry girl and boy!

Feel the Beat

capo 2

Does the [A]music speak to [G]you the way it [A]speaks to [G]me?
Does it [A]warm you up in [G]side and [E7]set you free—
Does the [A]music speak to [G]you the way it [A]speaks to [G]me?
Does it [A]warm you up in [G]side and [E7]set you free—?
Set you [F#]free—?!

Chorus:

[G]Close your [A]eyes and [G]listen to the [A]music,
[G]Feel the [A]beat of the [E7]drums!
[C]Do you [D]feel the [C]stirring of your [D]senses?
[A]Come on every[E7]one!

Does the [A]rhythm make you [G]squirm around [A]in your [G]seat?
Does your [A]foot start [G]tappin' [E7]to the beat?
Do your [A]fingers start [G]drummin' [A]on your [G]knees?
Are your [A]shoulders movin' [G]now with the melo[E7]dy?
Sing with [F#]me! (chorus)

Do you [A]feel it from your [G]head down [A]to your [G]toes?
Are you [A]bouncin' in your [G]chair? Let that feeling [E7]grow!
Now [A]come on, every[G]body, up [A]on your [G]feet!
Let your [A]hands start some [G]clappin', this is [E7]soundin' sweet!
Dance with [F#]me!

(chorus, then first verse, then first line 3x, then first phrase 3x)



FEEL THE BEAT!

Soulful, Funky (♩ = 130)
Instrumental Introduction (3 r's)

A Shir Synergy Song!

Capo 2: A G A G A G E7

1. Does the

A Verses

5 A G A G A G

1 & 4. mu - sic speak to you the way it speaks to me? Does it warm you up in - side and set
2. rhy - thm make you squirm a - round in your seat? Does your foot start tap - pin'
3. feel it from your head down to your toes? Are you bounc - in' in your chair? Let that

8 E7 A G A G

— you free? Does the mu - sic speak to you the way it speaks to me? Does it
to the beat? Do your fing - ers start drum - in' on your knees? Are your
feel - in' grow! Now come on, ev - ry' - bo - dy, up on your feet! Let your

11 A G E7 F# Go to Chorus

warm you up in-side and set you free, set you free?
shoul - ders mov - in' now with the me - lo - dy? Sing with me!
hands start clap - pin this is sound-in' sweet! Dance with me!

B Chorus

16 G A G A G A E7

Close your eyes and lis - ten to the mu - sic, feel the beat of the drums!

20 C D C D A E7

Do you feel the stir - ring of your sens - es? Come on ev' - ry - one!

24 2nd & 3rd X go to next Verse.
last time go to Coda

⊕ Coda

A G A G

Does the mu - sic speak to you the way it speaks to me Does the
Can you
Does the



Chai

Chorus:

[C] "Chai!" How [F] are you?
[C] How have you been [G] doin' ?
Just [C] thinkin' 'bout your [G] smilin' [C] eyes [F-G]
[C] Heard a [F] song that [C] made me think a [G] bout you,
[F] Thought I'd call you [G] up and say [C] "Chai!"
(repeat at beginning of song)

[Dm] "Chai" is how I [C] feel inside
when [G] I spend time with [C] you;
[F] You shine a light in [C] to my soul;
[F] You make me feel com[C]pletely whole
[F] You are a special [C] part of me;
[F] I'm so glad we're [G] friends! (chorus)

[F] You touch a [C] special place,
[G] deep inside of [C] me,
[F] When I'm with you, I [C] feel so "chai!"
[F] I'm so glad we're [G] friends! [G7] (chorus)

When [Dm] soul meets soul,
a [C] spark of "chai" [G] illuminates the [C] room;
[F] A brilliant rainbow [C] soaring high,
[F] arching way up [C] in the sky,
[F] I recognize a [C] kindred soul,
[F] I'm so glad we're [G] friends!
[G] I'm so glad we're [A] friends [A7]

Modulated Chorus:


[D] "Chai" How [G] are you?
[D] How have you been [A] doin' ?
Just [D] thinkin' 'bout your [A] smilin' [D] eyes [G-A]
[D] Heard a [G] song that
[D] made me think a [A] bout you,
[G] Thought I'd call you [A] up and say [D] "Chai" (repeat)
[G] Glad I called you [A] up to say [D] "Chai";
[G] Real-ly glad I [A] called— to say [D] "Chai" [A-D]

Chai


A Chorus

A Shir Synergy Song!

♩ = 120

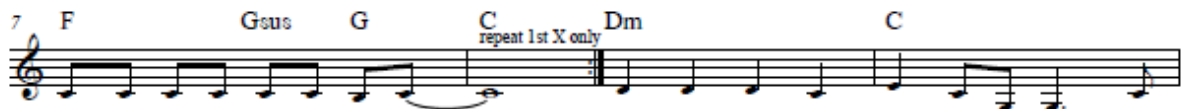


"Chai!" How are you? How___ have you been do - in'? Just think - in' 'bout your smil - in' eyes.



— (do do do doot.) Heard a song that made___ me think a - bout you.


B Verse 1



Thought I'd call you up and say, "Chai!"___ "Chai" is how I feel in - side___ when

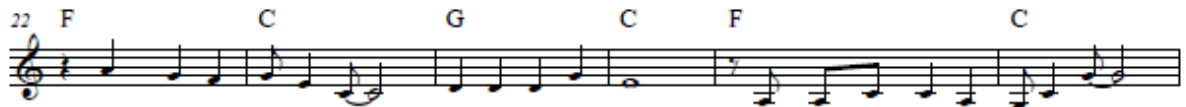


I spend time with you. You shine a light in - to my soul;___ You make me feel com -



plete - ly whole. You are a spe - cial part of me;___ I'm so glad we're friends._____

C Bridge



You touch a spe - cial place deep in - side of me. When I'm with you I feel so "chai"...



Once Upon a Time

capo 1

[C]Once u[G]pon a [C]time
there [F]was a girl and [D]boy,
She was [C]shy, he was [D]sweet,
they were [G]friends;
[C]He taught her [G]how to juggle,
[F]She admired his
[C]perfectly [D7]feathered [D]hair;
It [D5th]was a fairy tale right from the [C]start! [C-E]

Chorus:

[Am]They got to[G]gether
and [Dm]made a [Am]life,
they [G]held each other's [E]hands,
[D5th]Taking [G]turns [C]leading up steep [F]hills,
And [C]laughing [G]as they [E]danced
under [Am]starry skies,
There were [F]bumps along the [G]way,
but [E]there [E7]were [F]rainbows too,
and [Dm]glorious [G]vistas to be[C]hold! [C7-Dm-G]

[C]As the [G]years passed [C]by,
their [F]friendship did [D]grow
liking [C]him, loving [D]her, more than [G]friends
[C]Could you love me, [G]like I love you?
[F]Will you share my [C]life? Yes I [F]will!
It [D5th]was a fairy tale right from the [C]start! [C-E] (chorus)

Bridge:

[D5th]This [G]is [C]where it all [F]began,
[C]Loving each [F]other pulled them [G]through;
[Dm]And they [Am]learned a[Dm]long the [F]way
The [C]journey to[F]gether is the [G]jewel –
[G-E-E]oooh... (chorus)

[C]Once u[G]pon a [C]time
there [F]was a girl and [D]boy,
She was [C]shy, he was [D]sweet,
they were [G]friends;
[C]Could you love me, [G]like I love you?
[F]Will you share my [C]life? Yes I [F]will!
It [D5th]was a fairy tale right from the [C]start!
It [D5th]was a fairy tale right from the [C]start! [F-C]

ONCE UPON A TIME

"Do-wop" rock feel (♩ = 132)

A Shir Synergy Song!

A Verse 1

C G/B Am⁷ C/G F D Gsus G

Once up - on a time... there was a girl... and boy. She... was

5 C Dsus D Gsus⁷ G

shy, he... was sweet, they... were friends.

9 C G/B Am⁷ C/G F Csus C D⁷

He taught her how to jug - gle, she ad - mired his per - fect - ly feath - ered hair.

13 Dm⁷ F/G C E

— It was a fai - ry tale right from the start.

B Chorus

18 Am G Dm Am G E

They got to - geth - er and made... a... life, they held... each oth - er's hands.

22 F G C F C G

Tak - ing turns lead - ing up... steep hills, and laugh - ing as they



I've Gotta Fly

capo 1

[G]I know you [D]said it was [C]time to get [D]dressed,
[G]but first I [D]have to scrape this [C]glue off my [D]desk!
[C]And there's a [D]stick danglin' [G]outside my [A]window,
[C]just wanna [D]catch a butter[G]fly!

Chorus:

[C]I've gotta... [G]run, I've gotta [D]jump,
I've gotta [C]play, I've gotta [G]climb,
I've gotta [C]dig, I've gotta [G]spin, I've gotta [D]fly!
I'm coming, [A]Mom, [F]just a [G]minute [D]more!
[C]There are so [F]many things to [D]do,
[C]Yes, I'm [F]listening to [D]you.


[G]I want to [D]use your jump rope to [C]climb up a [D]tree;
[G]What? I didn't [D]hear you, I [C]thought you a [D]greed!
[C]Let's go ex[D]ploring [G]down by the [A]creek,
[C]I forgot I [D]had homework to [G]do! (chorus)

[G]I didn't [D]mean to get [C]gum in my [D]hair!
[G]Whoops! How did [D]chocolate [C]get on that [D]chair?
[C]And that [D]wallpaper [G]was peeling [A]anyway;
[C]Let's go play [D]outside in the [G]snow! (chorus)

[C]I promise to [F]be there in a [D]few...

[G]Mom, you know, I'm [D]doin' the [C]best I can [D]do;
[G]It's hard to re[D]member, I [C]get so con[D]fused.
[C]Thank you for [D]helping me [G]to find my [A]way,
[C]things will get [D]easier some[G]day...
[C]But [C]first [C]I've [C]gotta... (chorus)

[C]Mom, I'm [F]really trying [D]to...



I've Gotta Fly

A Shir Synergy song!

Playfully (♩ = 140)

Instrumental Introduction

A Verse 1

D A G A D A
G D C D G D

I know you said_ it was

7 G A D A G
C D G D C

time to get dressed, but first I have to scrape this glue_ off_ my desk.

12 A G A D E G
D C D G A C

— And there's a stick dang - lin' out - side my win - dow_ Just wan - na

B Chorus (faster)

18 A D G D A
D G C G D

catch a but - ter - fly_ I've got - ta run, I've got - ta jump, I've got - ta

22 G D G D A
C G C G D

play, I've got - ta climb, I've got - ta dig, I've got - ta spin, I've got - ta fly.


25 E C D A G C D G
A F G D C F G G

I'm com - ing, Mom, just a min - ute more_ There are so ma - ny things to do_ Yes, I'm



33 1.2. A
D | 3. A
D G
C


C F Go to Verses 2 & 3



list - en - ing to you you. I pro - mise to

38 C Verse 2 (original tempo)


C F Go to Verse 4 D
G A
D



be there in a few I want to use your jump rope to

43 G A D A G A

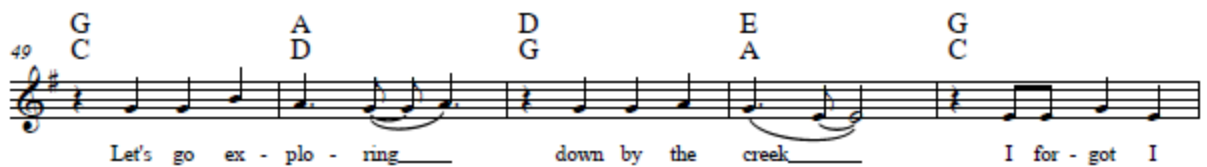
C D G D C D



climb up a tree What? I did - n't hear you I thought you a - greed.

49 G A D E G

C D G A C




Let's go ex - plo - ring down by the creek I for - got I

54 D Verse 3 (original tempo)

A D Repeat Chorus D
G A
D


D G C G A



had home - work to do. I've got - ta I did - n't mean to get gum

59 G A D A G A

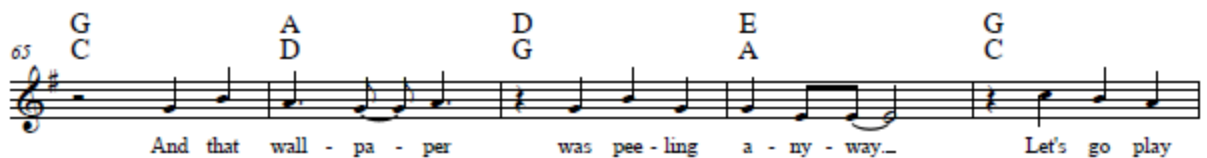
C D G D C D



in my hair Whoops! How did choc' - late get on that chair?.

65 G A D E G

C D G A C



And that wall - pa - per was pee - ling a - ny - way. Let's go play

E Verse 4 (original tempo)

70 $\begin{matrix} A \\ D \end{matrix}$ $\begin{matrix} D \\ G \end{matrix}$ $\begin{matrix} G \\ C \end{matrix}$ Repeat Chorus $\begin{matrix} D \\ G \end{matrix}$ $\begin{matrix} A \\ D \end{matrix}$

out - side in the snow_ I've got - ta Mom, you know, I'm do - in' the best

75 $\begin{matrix} G \\ C \end{matrix}$ $\begin{matrix} A \\ D \end{matrix}$ $\begin{matrix} D \\ G \end{matrix}$ $\begin{matrix} A \\ D \end{matrix}$ $\begin{matrix} G \\ C \end{matrix}$ $\begin{matrix} A \\ D \end{matrix}$ $\begin{matrix} G \\ C \end{matrix}$

— I can do_ It's hard to re - mem - ber_ I get so con - fused. Thank you for

82 $\begin{matrix} A \\ D \end{matrix}$ $\begin{matrix} D \\ G \end{matrix}$ $\begin{matrix} E \\ A \end{matrix}$ $\begin{matrix} G \\ C \end{matrix}$ $\begin{matrix} A \\ D \end{matrix}$ $\begin{matrix} D \\ G \end{matrix}$

help - ing_ me to find_ my way. Things will get ea - si - er_ some - day.

\oplus Coda

88 $\begin{matrix} G \\ C \end{matrix}$ Repeat Chorus $\begin{matrix} G \\ C \end{matrix}$ $\begin{matrix} C \\ F \end{matrix}$ $\begin{matrix} A \\ D \end{matrix}$ $\begin{matrix} G \\ C \end{matrix}$ *Ritard* $\begin{matrix} C \\ F \end{matrix}$ $\begin{matrix} A \\ D \end{matrix}$

But first I got - ta Yes, I'm list - en - ing_ to you_ Mom, I'm real - ly try - ing to...

New Beginnings

capo 2

[C]This is a day of [F]new beginnings,
[C]This is a day of [F]promise and [G]growth;
[C]This is a day of [F]tears and laughter,
of sadness and [G]joy, ex[F]citement and [C]hope!

Pre-Chorus:

[Dm7]Outside the [G]world—
[E]looks [E7]the [Am7]same,
But [F]inside of [C]us, [E]blos[E7]som[Am]ing!
The [F]future is [C]ours,
[E7]come [G~]what [Am]may,
[F]We will [C]find our [G]way!

Chorus:

We'll always [F]cherish the [G]past
as we [F]journey [C]on— [E7]Lech l'[Am]cha;
[F]As we go [G]forth, may we [E]be a [Am]blessing,
and may [F]we— may we be [C]blessed!

[C]This is a day of [F]new beginnings,
[C]This is a day we [F]call our [G]own;
[C]We look ahead, [F]our lives are waiting,
we're ready to [G]fly in[F]to the un[C]known! (pre-chorus and chorus)

[F]As we go [C]forth, may we [G]be a [Am]blessing,
and may [F]we—, may we be [C]blessed!

NEW BEGINNINGS

Gently with feeling (♩ = 110)

A Shir Synergy Song!

A Verses

C F C

This is a day of new be - gin - nings. This is a day of
 This is a day of new be - gin - nings. This is a day we

4 F G C F

pro - mise and growth. This is a day of tears and laugh - ter, of
 call our own. We look a - head, our lives are wait - ing, we're

B Pre - Chorus

7 G F C Dm7 Gsus G

sad - ness and joy, ex - cite - ment and hope! Out - side the world
 rea - dy to fly, in - to the un - known!

11 E E7 Am7 Am7/G F C E E7 Am7 Am7/G

looks the same, but in - side of us, blos - som - ing! The

17 F C E7 G#dim7 Am7 F C Gsus

fu - ture is ours, come what may, we will find our way!

C Chorus

24 G F G F C E7 Am

We'll al - ways cher - ish the past as we jour - ney on, Lech I' - cha.



Shehecheyanu

Chorus:

Ba[C]ruch Atah Ado[F]nai—
Elo[G]heinu Melech ha'o[G]lam—
She[C]hecheyanu v'[F]kiyamanu
v'[Dm7]higianu la—z[G]man hazeh (repeat)

[C]Blessed are you, my [F]God—
[C]Thank you for this [G]day—
As I [C]look around, my [F]heart is filled
with [Dm7]gratitude and [G]praise...
Thank You, [C]God!
End: Thank You, [C-F-Dm7-C]God—

For the [G]warm summer [F]breeze,
for the [C]smiles surrounding me;
For [G]butterflies and hugs,
puppy[F]dogs and lady[C]bugs;
For [G]friends, for Moms and [F]Dads,
for the [C]warmth of your [F]hand
As we [Dm7]walk through the [G]trees,
I feel [Dm7]very blessed in[G]deed...
Thank You, [C]God! (chorus)




SHEHECHEYANU

A Shir Synergy Song!



A Chorus



B Verse (slightly faster)



Shir Chadash

Chorus:

Sing a [G]new song [Cadd9]unto [G]God,
Sing a new song [Cadd9]unto [G]God,
Sing a song of [Am7+]love to [D]God a[Cadd9+]bove,
Sing a [G]new song [A7sus4]unto [G]God!

Shiru [G]shiru [Cadd9]shir cha[G]dash,
Shiru shiru [Cadd9]shir cha[G]dash,
Shiru shiru [Am7+]shiru [D]l'ado[Cadd9+]nai,
Shiru [G]shiru [A7sus4]shir cha[G]dash!

Sing the [C]song you [Am7]feel when a [G]baby laughs,
or when a [C]sunrise [Am7]starts your [G]day;
Sing a [C]song be[Am7+]cause your [G]heart is [Am7]full,
Sing a [C]song of [Am7]thanks and [D]praise[Dsus2]. (chorus)

Sing the [C]song you [Am7]feel on a [G]mountaintop,
or when the [C]sun shines [Am7]on the [G]bay;
Sing a [C]song to [Am7+]share your [G]heart's de[Am7]light;
Sing a [C]song of [Am7]thanks and [D]praise[Dsus2].
(end with English chorus)



SHIR CHADASH

A Shir Synergy Song!

Gently (♩ = 110)

Played at Capo 2

A Chorus

G Cadd⁹ G Cadd⁹ G Cadd⁹ Am⁷/G G Cadd⁹

Sing a new song un - to
shi - ru shir cha -

6 G Cadd⁹ G Cadd⁹ G Cadd⁹ G Am⁷/G

God, sing a new song un - to God, sing a song of love to
dash, shi - ru shi - ru shir cha - dash, shi - ru shi - ru shi - ru

⊕ (last time)

10 D Cadd⁹ G Am⁷ ¹G ²G

God a - bove, sing a new song un - to God. Shi - ru dash Sing the
I'a - do - nai, shi - ru shi - ru shir cha Sing the

B Verses

14 C Am⁷ G C Am⁷ G

song you feel when a ba - by laughs, or when a sun - rise starts your day; Sing a
song you feel on a moun - tain top, or when the sun shines on the bay; Sing a

18 C Am⁷ G Am⁷ C Am⁷ D Dsus² repeat Chorus

song be - cause your heart is full; sing a song of thanks and praise. Sing a
song to share your heart's de - light; sing a song of thanks and praise.

⊕ Coda

22 D Esus E C/D G Am⁷ G Cadd⁹ G Cadd⁹ G Cadd⁹ G

God a - bove, sing a new song un - to God.

Halleluyah

Chorus:

[C]Hallelu [F]Halleluyah,
[C]Hallelu [G]Halleluyah,
[C]Hallelu [F]Halleluyah,
[C]Halle[G]lu[C]yah!

(clap) [C]Play a [F]new song!
(clap 2x) [C]Sing a [G]new tune!
(clap 2x) [C]Pray a [F]new prayer!
(clap) [C]Ha[G]llelu[C]yah! (chorus)

HALLELUYAH

A

Joyously (♩ = 116) *A Shir Synergy Song!*

Ha - le - lu hal - le - lu - yah, ha - le - lu hal - le - lu - yah,

B

ha - le - lu hal - le - lu - yah, hal - le - lu - yah. Sing a new song,

6

play a new tune, pray a new prayer, hal - le - lu - yah. *D.C. al Fine*

NOTE: Parts A and B can be sung simultaneously.